



## Dynamics 365 Business Central on-premises Licensing Guide

# Contents

- How to buy Dynamics 365 Business Central on-premises ..... **1**
  - Perpetual Licensing** ..... 2
  - Deploying Your Self-Managed Solution in an IaaS Environment ..... 2
  - Subscription Licensing** ..... 3
  - Choosing the Appropriate SAL Type ..... 3
  - Subscription Licensing Term ..... 4
- How to use Dynamics 365 Business Central on-premises ..... **4**
  - Licensing Requirement for Internal Users ..... 4
  - Licensing Requirement for External Users ..... 4
  - Multiplexing ..... 5
- Dynamics 365 Business Central on-premises Purchase Options ..... **6**
  - Dynamics 365 Team Members ..... 6
  - Dynamics 365 Full Users ..... 8
- Other Product Licenses ..... **9**
  - Microsoft Power BI in Dynamics 365 ..... 9
  - Licenses for Additional Software ..... 9
- Additional Resources ..... **10**
- Appendix A: Team Members User Included Tables** ..... **11**
- Appendix B: Business Central Essentials Functionality** ..... **14**
- Appendix C: Business Central Premium and Configuration Functionality** ..... **15**
- Appendix D: Business Central Configuration Functionality** ..... **16**
- Appendix E: Change Log** ..... **17**

## Using This Guide

Use this guide to improve your understanding of how to license Microsoft Dynamics 365 Business Central 365 on-premises under the Perpetual Licensing or the Subscription Licensing model. It does not apply to Microsoft Dynamics NAV, Microsoft Dynamics GP, Microsoft Dynamics AX, Microsoft Dynamics 365 for Operations on-premises, Enterprise edition, Microsoft Dynamics SL. This guide is not intended to influence the choice of Microsoft Dynamics products and services. The examples presented in this guide are illustrative. Microsoft Corporation reserves the right to review and/or update the existing version of this document without any advance notice.

For help determining the right technology solution for any given organization, including the license requirements for a specific product or scenario, consult with your Microsoft Dynamics Certified Partner.

This guide does not supersede or replace any of the legal documentation covering use rights for Microsoft products. Specific product license terms are detailed in the Software License Terms (SLT) document, which is available at <https://go.microsoft.com/fwlink/?linkid=2009120&clid=0x409>.

## License Keys vs. License Entitlements

An important distinction to make is between license keys (activation keys) and license entitlements. You use license keys to activate the Microsoft Dynamics software. License entitlements are what you are entitled to run and use based on the licenses you have acquired as described in the SLT.

## Introduction to Dynamics 365 Business Central on-premises

Microsoft Dynamics 365 Business Central on-premises fits the needs of midsize businesses with core business needs. It helps organizations connect their financials, sales, purchase, inventory, projects, service, and operations.

With Dynamics 365 Business Central on-premises, you must license at least one of Dynamics 365 Business Central Essentials or Dynamics 365 Business Central Premium users. Additional access to the service functionality by other users is licensed with Dynamics 365 Business Central Team Members.

Dynamics Business Central functionality is delivered through the Dynamics 365 Business Central Essentials or Premium User.

## How to buy Dynamics 365 Business Central on-premises

Dynamics 365 Business Central on-premises is licensed through one of two licensing models: Perpetual Licensing and Subscription Licensing.

With **Perpetual Licensing**, you license the software with permanent usage rights. So, you can use the licensed version of the software for as long as you choose. Perpetual Licensing might be for you if you prefer an upfront investment or if you want to manage the solution internally, and will run the software on your premises (or, subject to license mobility rights, have it hosted by a third party Infrastructure as a Service [IaaS] provider acting as your agent).

With **Subscription Licensing**, you license non-perpetual rights to use the software, meaning you can use the software only during the term of the agreement secured by periodic payments. This model lowers your initial licensing costs and provides you with the flexibility to increase or decrease subscription license

counts from one subscription term to the next. You can use Subscription Licensing when you want to have the ERP solution hosted and managed as Software as a Service (SaaS) by your partner or any third party. Alternatively, the software may be deployed on your premises, provided that your Dynamics 365 Business Central on-premises partner provides day-to-day management services and maintains sole control over the solution.

There are significant licensing differences between Perpetual Licensing and Subscription Licensing, as illustrated below.

	Perpetual	Subscription
Self-managed, on-premises deployment	✓	
Self-managed, hosted deployment (IaaS)*	✓	
Partner-managed, on-premises deployment		✓
Partner-managed, partner-hosted deployment (SaaS)		✓
Own your licenses	✓	
Lease your licenses		✓
Per User access licenses	✓	✓

\*Requires an active enhancement Plan

## Perpetual Licensing

With Perpetual Licensing, you license the desired solution functionality and access to that functionality is secured by licensing access licenses.

It is now easy for small and midsize businesses to quickly and affordably get started with Perpetual Licensing. The Essentials user gives customers all setup utilities, provides usage rights to core financial, sales and opportunity, supply chain and inventory, and project management functionalities. The Premium user include everything in the Essentials user, plus service management and manufacturing.

Under Perpetual Licensing, you license Full access to the solution with Full Named CALs and Limited access to the solution with Team Members CALs. When assigning security rights to users, the system administrator will designate each user as a full user or a Team Members user.

Note, you may not mix and match Essentials and Premium users. You must license Essentials or Premium users but not both. Customers are allowed to move their users from Essentials to Premium as long as they move all users at one time. Contact the ROC for more information.

You must acquire and assign an access license to each user that accesses the ERP solution directly or indirectly.

## Deploying Your Self-Managed Solution in an IaaS Environment

If you have an active enhancement plan, you have the licensing flexibility you need to manage your own solution, but deploy it in an Infrastructure as a Service (IaaS) environment, such as Microsoft Azure. Through the License Mobility rights included with your enhancement plan, you may reassign your ERP solution licenses to:

- Any servers running physical operating system environments (OSEs) or virtual OSEs dedicated to you and located within the same Server Farm as often as needed, or
- From one Server Farm to another, but not on a short-term basis (i.e., not within 90 days of the last assignment).

Dynamics 365 Business Central on-premises may be deployed in a multitenant environment where, by definition, the OSE is not dedicated to you. In such case, you are required to install your license key in the

tenant database. Please note that this exception to the License Mobility requirement that the OSE be dedicated to you only applies to the Dynamics 365 Business Central on-premises software and not to any of the other Microsoft components required for your ERP solution to run.

Also, please note that SQL Server Runtime Use licenses, offered in Order Central, do not qualify for License Mobility rights. So, if you are deploying your ERP solution in an IaaS environment, you will be required to license SQL through other licensing programs.

“Server Farm” means a single data center or two data centers each physically located:

- In a time zone that is within four hours of the local time zone of the other (Coordinated Universal Time (UTC) and not DST), and/or
- Within the European Union (EU) and/or European Free Trade Association (EFTA).

## Subscription Licensing

With Subscription Licensing, customers subscribe to the rights to use Microsoft software and services instead of owning them.

Solution Functionality and User Access are licensed through two Subscriber Access Licenses (SALs):

- **Full User SAL** is a required SAL that entitles the licensed user to perform tasks across the ERP Solution using all of the functionality included with either the Essentials User or Premium User. Every Essentials User requires a Essentials User SAL and every Premium User requires a Premium User SAL. The Essentials User SAL grants all licensed users the right to use the functionality included with the Essentials user and the Premium User SAL grants all licensed user the right to use the functionality included with the Premium SAL (Essentials functionality + Service management + Manufacturing)
- **Team Members User SAL** is an optional access license type that entitles the licensed user to perform Team Members User tasks across the ERP Solution using the same functionality footprint available to the Essentials and Premium Users. Every Team Members User requires a Team Members User SAL.

## Choosing the Appropriate SAL Type

To choose the appropriate SAL type, determine the functionality you require for the ERP solution. If you require only the functionality included with the Essentials user, then license the Essentials User SALs (or a combination of the Essentials User SALs and Team Members Use SALs). If you require the functionality of the Premium User, then license the Premium User SALs (or a combination of the Premium User SALs and Team Members User SALs).

Refer to [Appendix B: Business Central Essentials](#) and [Appendix C: Business Central Premium and Configuration Components](#) for the included functionality.

**Note:** Dynamics 365 Business Central on-premises includes at no charge, one SAL for an External Accounting User using the client software only for the sole purpose of providing supplemental professional accounting or bookkeeping services related to the auditing process, and one SAL for a System Administrator User for an employee of your Microsoft Dynamics partner to manage your application and provide support.

## Subscription Licensing Term

Dynamics 365 Business Central on-premises is licensed on a monthly basis, giving you the flexibility to adapt your SAL counts from one month to the next as required by your changing business trends.

When adding SALs, the cost of the license will be pro-rated based upon the time remaining in the current month's term (based on a standardized 30 day month). So, for example, if there are 10 days left until the end of the term, you will pay the monthly charge divided by 30 times 10. When removing SALs, the reduced SAL count takes effect at the start of the subsequent monthly term. The only commitment for Subscription Licensing is a full month term so, except for having to let your subscription run its course until the end of the current term, you can cancel at any time without any penalties

## How to use Dynamics 365 Business Central on-premises

### Licensing Requirement for Internal Users

Dynamics 365 Business Central on-premises offers two types of access licenses: **Named Client Access Licenses (CALs)**, only available under the Perpetual Licensing model, and **User Subscription Access Licenses (SALs)**, only available under the Subscription Licensing model.

Named CALs are assigned on a "named user" basis, meaning each user requires a separate User License; Named user licenses cannot be shared but an individual with a named user license may access the service through multiple devices.

User SALs, only available in the Subscription Licensing model, grant individual users the right to access the application irrespective of the number of users simultaneously accessing the application. Like Named CALs, a unique User SAL must be assigned to each individual user that will access the solution functionality. SALs are specific to an individual and cannot be shared.

Refer to the [Perpetual Licensing and Subscription Licensing Models](#) section later in this document for additional details.

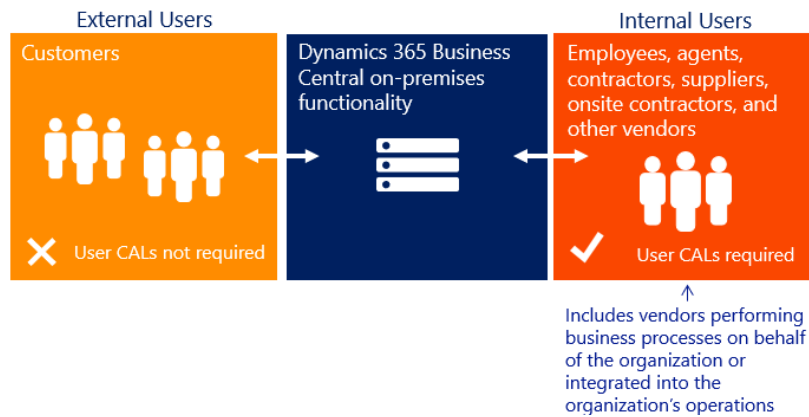
### Licensing Requirement for External Users

Your customers are external users. Essentials and Premium licenses include the rights for an unlimited number of external users to access the ERP solution without the need for individual Access Licenses as long as following two restrictions are met:

- External users cannot use any clients provided by the Dynamics 365 Business Central on-premises, such as the Dynamics 365 Business Central on-premises Windows client, the Dynamics 365 Business Central on-premises Web client, the Dynamics 365 Business Central on-premises for Windows, the Dynamics 365 Business Central on-premises for iPad or iPhone app, or the Dynamics 365 Business Central on-premises for Android Tablet or Phone app.
- External user access does not extend to the customer or the customer's affiliate's contractors, vendors, or agents providing business processes on the customer's behalf or using Dynamics 365 to manage any portions of their business. In this sense, the customer may not use Dynamics 365 to provide business process outsourcing services to its clients.

Your system administrator designates external users in the user table by assigning such users an External User designation.

Figure 1: Internal vs. External Users



## Multiplexing

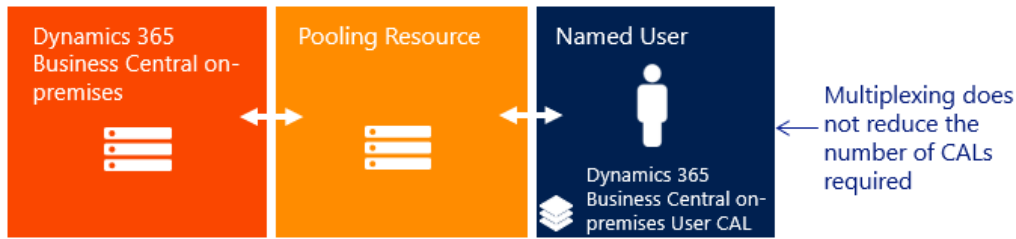
Multiplexing refers to the use of hardware or software that a customer uses to pool connections, reroute information, or reduce the number of devices or users that directly access or use Dynamics 365 Business Central on-premises Server. Multiplexing does NOT reduce the number of CALs of any type required to access the Dynamics 365 Business Central on-premises Server. Any user or device that accesses Dynamics 365 Business Central on-premises Server—whether directly or indirectly—must be properly licensed.

Dynamics 365 Business Central on-premises CALs are required for users or devices that directly input, query, or view data from the Dynamics 365 Business Central on-premises Server. Similarly, Dynamics 365 Business Central on-premises CALs are required for users or devices that input data into, query, or view data from Dynamics 365 Business Central on-premises Server through a pooling device. Pooled connections use a non-interactive user account in Dynamics 365 Business Central on-premises that can access the system but only via the web service layer. Internal users and devices accessing Dynamics 365 Business Central on-premises data indirectly through a portal or via an API to a separate software such as Microsoft Outlook must also be properly licensed, regardless of if they are set up as a Dynamics 365 Business Central on-premises user in the server software. For example:

- Internal users and devices access Dynamics 365 Business Central on-premises data indirectly through a third party application must still be properly licensed for Dynamics 365 Business Central on-premises
- Users or devices that access the software files, data, or content provided by the product that is made available through an automated process require Dynamics 365 Business Central on-premises CALs
- The number of tiers of hardware or software between the Dynamics 365 Business Central on-premises Server and the users or devices that ultimately use data, software, or functionality does not affect the number of CALs required.

For additional information about multiplexing refer to the Microsoft Volume Licensing [Brief Multiplexing-CAL Requirements](#).

Figure 2: Multiplexing

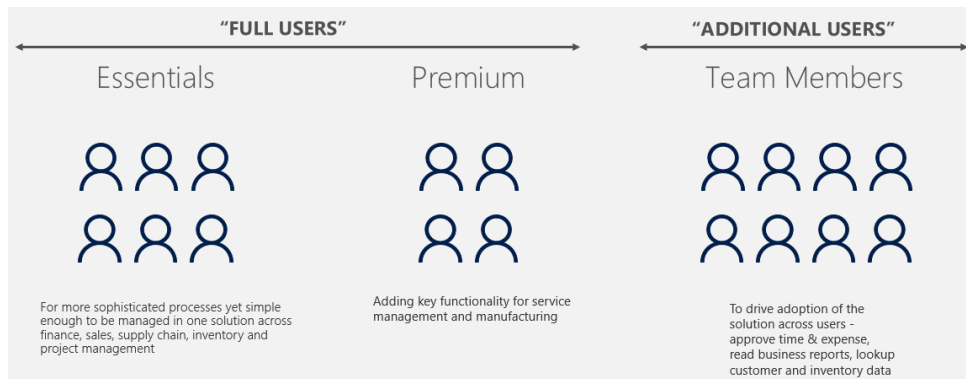


**Note:** Multiplexing does not reduce the number of user licenses required.

## Dynamics 365 Business Central on-premises Purchase Options

The Dynamics 365 Business Central on-premises licensing is by CALs, which are assigned on a “named user” basis, meaning each user requires a separate User SL named user subscription. Dynamics 365 Business Central classifies users into two types, “full users” and “additional users”.

Figure 3: user Types



**Full Users** receive unrestricted direct or indirect access to all of the functionality in the licensed server software including setting-up, administering, and managing all parameters or functional processes across the ERP Solution. Full Users require more write capabilities than those available to Team Members.

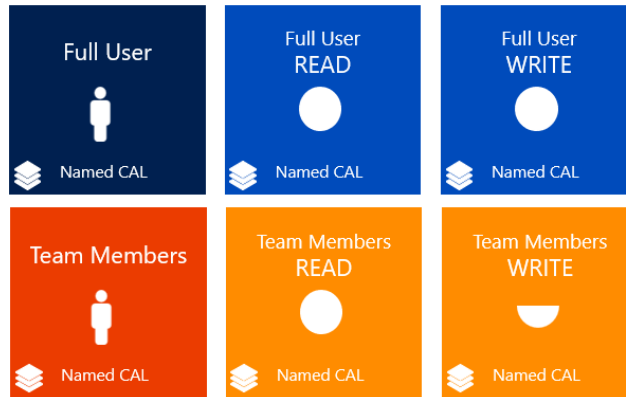
**Additional users** often represent a large percentage of users in an organization and may consume data or reports from line of business systems, complete light tasks like time and expense entry or be heavier users of the system, but not require full user capabilities. These additional users are licensed with Dynamics 365 Team Members license.

### Dynamics 365 Team Members

The Dynamics 365 Team Members license is a named CAL designed for users who are not tied to a particular function, but who require basic Dynamics 365 Business Central on-premises functionality.



Figure 4: Full User vs. Team Members Licenses



**Team Members** get restricted access to the ERP Solution to complete only the following tasks:

- “Read” access to any data contained in the ERP solution; and
- “Write” access to a maximum of 3 table objects with the following exceptions:
  - Team Members users are not authorized to write directly or indirectly to the following tables: General Ledger Entry (table number 17), Permission Set (table number 2000000004), Permission (table number 2000000005) or Access Control (table number 2000000053); and
  - Tables described in [Appendix A](#): Team Members User Included Tables do not count towards the 3 table objects.

Writing the transactions of a Team Members user to a temporary table then having a Full User (or a system process) post those transactions to table 17 is an example of indirect write access to table 17, which is not permitted. Transactions created by a Team Members user are not considered indirect write access if (i) they are needed by a Full User as in an input to perform their job function and (ii) transactions are processed individually (not in a batch).

The Team Members User Included Tables should allow you to perform the following tasks:

#### Sales

- Create a Customer with relevant contact details, based on a template or from scratch.
- Create an Opportunity for an existing Campaign, and relate it to Sales Quotes or Orders
  - Quotes:
    - Create a Sales Quote for an existing or a new Customer
    - Send a Sales Quote by email, send it for approval, or convert it to a Sales Order
  - Orders:
    - Create a Sales Order for an existing or a new Customer
    - Send a Sales Order for approval

#### Purchase

- Create a Vendor with relevant contact details, based on a template or from scratch
- Create a Purchase Order for an existing or a new Vendor
- Send a Purchase Order for approval

## Other Tasks

- Fill in an existing timesheet
- Perform Document Capture - Expense reporting by scanning an invoice to create an incoming document

## Role Centers

- Use the charts on two role centers: Order Processor (for Sales scenarios) and Purchasing Agent (for Purchase scenarios)

However, if your specific deployment requires more than 3 tables not part of the included range in order to fulfill these tasks, a Full User will be required.

Any access beyond these limitations requires Full User access.

When assigning security rights to users, the system administrator will designate them as Full Users or Team Members Users.

## Dynamics 365 Full Users

Dynamics 365 Business Central on-premises is a comprehensive business management solution for SMBs that can be licensed two ways:

### Dynamics 365 Essentials

For more sophisticated processes, yet simple enough to be managed in one solution, **Essentials** provides:

- Financial management
- Sales and opportunity management
- Supply chain and inventory management
- Project management

### Dynamics 365 Premium

**Premium** includes Essentials capabilities and adds key functionality for manufacturing and service order management:

- Service management
- Manufacturing

**Dynamics 365 Business Central on-premises (per named user license)** provides users with unrestricted access to the functionality included in Dynamics 365 Business Central on-premises Team Members and full user license.

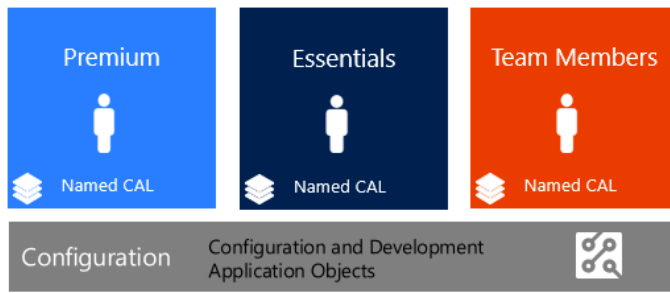
Dynamics 365 Business Central on-premises includes at no charge, one CAL for an External Accountant user and one CAL for a System Administrator user. External Accountant licenses are for the sole purpose of providing supplemental professional accounting or bookkeeping services related to the auditing process. System Administrator license is for an employee of your Microsoft Dynamics partner to manage your application and provide support.

**Note:** Licenses for additional software required to run the solution, such as Microsoft Windows Server, Microsoft SQL Server, and Microsoft SharePoint Server, are not included with the Essentials, the Premium, or the Team Members licenses. You need to license any additional software according to their applicable license terms. See [Licenses](#) for Additional Software for more information.

## Customizing the Dynamics 365 Business Central on-premises Solution

A suite of tools is available to help partners customize your Dynamics 365 Business Central on-premises solution. Your partner may license application objects as needed to modify the solution to your specific requirements. If you are a larger customer with your own IT department, please ask your partner about Application Builder and Solution Developer, two functionality modules designed to give you the tools to modify your solution on your own.

Figure 5: Adding Customization



## Other Product Licenses

### Microsoft Power BI in Dynamics 365

Dynamics 365 Business Central on-premises users are not provided with any standalone or general-purpose Power BI license or use rights. Customers who require Power BI Pro will need to license and pay for it separately.

Dynamics 365 Business Central on-premises include an option to embed Power BI content as a product feature but require users to subscribe to Power BI (free user or Power BI Pro depending on content) separately to configure access to this content. More details are available in [this article](#).

### Licenses for Additional Software

Dynamics 365 Business Central on-premises relies upon SQL Server as an enabling technology. Organizations must be properly-licensed, by purchasing the SQL Server and SQL CALs separately from the Dynamics 365 Business Central on-premises license, to access the Business Central solution. SQL Server and SQL CALs have their own license terms and conditions.

Licenses for additional software that may be required for the solution—such as Microsoft Windows Server and Microsoft SharePoint Server—and their corresponding Access Licenses are not included with the Dynamics 365 Business Central on-premises license. You must acquire any necessary licenses for these additional products under the licensing model for the particular product (which may be different than the model used for Dynamics 365 Business Central on-premises). To learn more or acquire licenses for additional software, find and contact a Microsoft Volume Licensing partner via:

<https://www.microsoft.com/en-us/Licensing/how-to-buy/how-to-buy.aspx>.

In this example, five individuals are accessing the Dynamics 365 Business Central on-premises solution, which is connecting to a SQL Server database, through named CALs. Windows Server and SQL Server are being licensed through a server/CAL model, so the customer requires the appropriate number of Windows Server and SQL Server licenses and CALs. Because Windows Server and SQL Server CALs are also licensed on a Named User (or device) basis, each individual user (or device) requires a Windows Server and a SQL Server CAL along with the Microsoft Dynamics CAL.

For more information about licensing Windows Server and SQL Server, refer to <https://www.microsoft.com/en-us/cloud-platform/default.aspx>.

Licenses for other products required for the solution must be acquired separately in accordance with the applicable licensing requirements for these products.

## Additional Resources

### Microsoft Dynamics Website

Learn about what Microsoft Dynamics solutions can do for your organization and how to get started.

<https://www.microsoft.com/en-US/dynamics/default.aspx>.

### Software License Terms

Get specific product license terms.

<https://go.microsoft.com/fwlink/?linkid=2009120&clid=0x409>

### Customer Support Plans

<https://mbs.microsoft.com/partnersource/northamerica/partner-essentials/service-and-support/customerserviceplans>.

### CustomerSource

Microsoft Dynamics CustomerSource is a password-protected site for customers who use Microsoft Dynamics products. Included as a benefit of your service plan, CustomerSource allows you to search a powerful Knowledge Base for Microsoft Dynamics, view online training for Microsoft Dynamics, download updates, and find other timely information and resources virtually 24 hours a day. (Sign-in required.)

<https://mbs.microsoft.com/customersource/>.

## Appendix A: Team Members User Included Tables

The following tables do not count towards the maximum of three permitted for Team Members in Dynamics 365 Business Central on-premises.

Table #	Table Name	Dated Added
18	Customer	Oct 2018
19	Cust. Invoice Disc.	Oct 2018
23	Vendor	Oct 2018
24	Vendor Invoice Disc.	Oct 2018
36	Sales Header	Oct 2018
37	Sales Line	Oct 2018
38	Purchase Header	Oct 2018
39	Purchase Line	Oct 2018
43	Purch. Comment Line	Oct 2018
44	Sales Comment Line	Oct 2018
51	User Time Register	Oct 2018
52	Batch Processing Parameter	Oct 2018
53	Batch Processing Parameter Map	Aug 2019
63	Account Use Buffer	Oct 2018
83	Item Journal Line	Aug 2019
97	Comment Line	Oct 2018
130	Incoming Document	Oct 2018
133	Incoming Document Attachment	Oct 2018
143	ECSL VAT Report Line Relation	Oct 2018
156	Resource	Aug 2019
167	Job	Aug 2019
204	Unit of Measure	Aug 2019
210	Job Journal Line	Aug 2019
222	Ship-to Address	Oct 2018
224	Order Address	Oct 2018
225	Post Code	Oct 2018
237	Job Journal Batch	Aug 2019
249	VAT Registration Log	Oct 2018
308	No. Series	Oct 2018
309	No. Series Line	Oct 2018
326	Tax Setup	Aug 2019
336	Tracking Specification	Oct 2018
337	Reservation Entry	Oct 2018
348	Dimension	Oct 2018
349	Dimension Value	Aug 2019
355	Dimension Ledger Entry	Oct 2018
356	Journal Line Dimension	Oct 2018
357	Document Dimension	Oct 2018
358	Production Document Dimension	Oct 2018
359	Posted Document Dimension	Oct 2018
361	G/L Budget Dimension	Oct 2018
370	Excel Buffer	Aug 2019
389	Service Contract Dimension	Oct 2018
402	Change Log Setup	Aug 2019
403	Change Log Setup (Table)	Aug 2019
404	Change Log Setup (Field)	Aug 2019
405	Change Log Entry	Oct 2018
454	Approval Entry	Oct 2018
455	Approval Comment Line	Oct 2018

Table #	Table Name	Dated Added
472	Job Queue Entry	Oct 2018
474	Job Queue Entry	Oct 2018
480	Dimension Set Entry	Oct 2018
481	Dimension Set Tree Node	Oct 2018
487	Business Chart User Setup	Oct 2018
725	Custom Address Format	Oct 2018
726	Custom Address Format Line	Oct 2018
730	Standard Address	Oct 2018
749	Date Lookup Buffer	Oct 2018
760	Trailing Sales Orders Setup	Oct 2018
762	Account Schedules Chart Setup	Oct 2018
763	Acc. Sched. Chart Setup Line	Oct 2018
770	Analysis Report Chart Setup	Oct 2018
771	Analysis Report Chart Line	Oct 2018
832	Workflows Entries Buffer	Oct 2018
869	Cash Flow Chart Setup	Oct 2018
880	Excel Template Storage	Oct 2018
900	Assembly Header	Oct 2018
901	Assembly Line	Oct 2018
904	Assemble-to-Order Link	Oct 2018
906	Assembly Comment Line	Oct 2018
950	Time Sheet Header	Oct 2018
951	Time Sheet Line	Oct 2018
952	Time Sheet Detail	Oct 2018
953	Time Sheet Comment Line	Oct 2018
954	Time Sheet Header Archive	Oct 2018
955	Time Sheet Line Archive	Oct 2018
956	Time Sheet Detail Archive	Oct 2018
957	Time Sheet Cmt. Line Archive	Oct 2018
959	Time Sheet Chart Setup	Oct 2018
1001	Job Task	Aug 2019
1015	Job Entry No.	Aug 2019
1173	Document Attachment	Oct 2018
1236	JSON Buffer	Oct 2018
1306	User Preference	Aug 2019
1311	Mini Last Used Chart	Oct 2018
1314	User Tours	Oct 2018
1315	Purch. Price Line Disc. Buff.	Aug 2019
1319	Sales by Cust. Grp.Chart Setup	Oct 2018
1430	Role Center Notifications	Aug 2019
1432	Net Promoter Score Setup	Oct 2018
1433	Net Promoter Score	Aug 2019
1440	Headline RC Business Manager	Oct 2018
1441	Headline RC Order Processor	Oct 2018
1442	Headline RC Accountant	Oct 2018
1443	Headline RC Project Manager	Oct 2018
1444	Headline RC Relationship Mgt	Oct 2018
1445	Headline RC Administrator	Oct 2018
1446	Headline RC Team Member	Oct 2018

Table #	Table Name	Dated Added
1447	Headline RC Prod. Planner	Oct 2018
1448	Headline RC Service Dispatch	Oct 2018
1470	Product Video Buffer	Oct 2018
1471	Product video Category	Aug 2019
1504	Workflow Step Instance	Oct 2018
1506	Workflow Table Relation Value	Oct 2018
1511	Notification Entry	Oct 2018
1518	My Notificatons	Aug 2019
1519	Notification Context	Oct 2018
1522	Workflow Event Queue	Oct 2018
1523	Workflow Step Argument	Oct 2018
1524	Workflow Rule	Oct 2018
1530	Workflow Step Instance Archive	Oct 2018
1531	Workflow Step Argument Archive	Oct 2018
1542	Workflow Webhook Sub Buffer	Oct 2018
1550	Restricted Record	Oct 2018
1612	Office Admin. Credentials	Aug 2019
1660	Payroll Setup	Aug 2019
1661	Import G/L Transaction	Aug 2019
1662	Payroll Import Buffer	Aug 2019
1670	Option Lookup Buffer	Oct 2018
1701	Deferral Header	Oct 2018
1702	Deferral Line	Oct 2018
1803	Assested Setup	Aug 2019
1808	Aggregated Assisted Setup	Oct 2018
2160	Calendar Event	Oct 2018
2161	Calendar Event User Config.	Aug 2019
2162	O365 C2Graph Event Settings	Aug 2019
2163	O365 Sales Event	Aug 2019
2190	O365 Sales Graph	Oct 2018
5050	Contact	Oct 2018
5051	Contact Alt. Address	Oct 2018
5052	Contact Alt. Addr. Date Range	Oct 2018
5053	Business Relation	Oct 2018
5054	Contact Business Relation	Oct 2018
5056	Contact Mailing Group	Oct 2018
5058	Contact Industry Group	Oct 2018
5061	Rlshp. Mgt. Comment Line	Oct 2018
5062	Attachment	Oct 2018
5065	Interaction Log Entry	Oct 2018
5072	Campaign Entry	Oct 2018
5075	Logged Segment	Oct 2018
5078	Segment History	Oct 2018
5080	To-do	Oct 2018
5086	Cont. Duplicate Search String	Oct 2018
5092	Opportunity	Oct 2018
5093	Opportunity Entry	Oct 2018
5106	Document Dimension Archive	Oct 2018
5107	Sales Header Archive	Oct 2018
5108	Sales Line Archive	Oct 2018
5109	Purchase Header Archive	Oct 2018
5110	Purchase Line Archive	Oct 2018
5113	Contact Dupl. Details Buffer	Oct 2018
5123	Inter. Log Entry Comment Line	Oct 2018
5125	Purch. Comment Line Archive	Oct 2018
5126	Sales Comment Line Archive	Oct 2018
5127	Deferral Header Archive	Oct 2018
5128	Deferral Line Archive	Oct 2018

Table #	Table Name	Dated Added
5150	Integration Page	Oct 2018
5151	Integration Record	Oct 2018
5152	Integration Record Archive	Oct 2018
5199	Attendee	Oct 2018
5200	Employee	Oct 2018
5201	Alternative Address	Oct 2018
5203	Employee Qualifications	Oct 2018
5205	Employee Relative	Oct 2018
5207	Employee Absence	Oct 2018
5214	Misc. Article Information	Oct 2018
5330	Microsoft Dynamics 365 Connection Setup	Aug 2019
5373	CRM Full Synch. Review Line	Oct 2018
5374	CRM Synch Conflict Buffer	Oct 2018
5405	Production Order	Aug 2019
5406	Prod. Order Line	Aug 2019
5407	Prod. Order Component	Aug 2019
5468	Pitcure Entity	Oct 2018
5475	Sales Invoice Entity Aggregate	Oct 2018
5476	Sales Invoice Line Aggregate	Aug 2019
5477	Purch. Inv. Entity Aggregate	Aug 2019
5478	Purch. Inv. Line Aggregate	Aug 2019
5479	Journal Lines Entity Setup	Aug 2019
5480	Tax Group Buffer	Aug 2019
5481	Account Entity Setup	Aug 2019
5487	Balance Sheet Buffer	Oct 2018
5481	Account Entity Setup	Aug 2019
5488	Trial Balance Entity Buffer	Aug 2019
5489	Dimension Set Entry Buffer	Aug 2019
5495	Sales Order Entity Buffer	Oct 2018
5499	Aged Report Entity	Oct 2018
5503	Acc. Schedule Line Entity	Oct 2018
5504	Tax Area Buffer	Aug 2019
5505	Sales Quote Entity Buffer	Aug 2019
5507	Sales Cr. Memo Entity Buffer	Oct 2018
5509	Attachment Entity Buffer	Oct 2018
5648	FA Allocation Dimension	Oct 2018
5720	Manufacturer	Aug 2019
5765	Warehouse Request	Oct 2018
5766	Warehouse Activity Header	Oct 2018
5767	Warehouse Activity Line	Aug 2019
5770	Warehouse Comment Line	Aug 2019
5772	Registered Whse. Activity Hdr.	Oct 2018
5773	Registered Whse. Activity Line	Oct 2018
5806	Contact Duplicate Search	Oct 2018
5809	Item Charge Assignment (Sales)	Oct 2018
5814	Inventory Period	Oct 2018
6304	Power BI User Configuration	Oct 2018
6306	Power BI Report Labels	Oct 2018
6307	Power BI Report Uploads	Oct 2018
6308	Power BI Ongoing Deployments	Oct 2018
6309	Power BI Service Status Setup	Oct 2018
6310	Power BI Customer Reports	Oct 2018
6505	Lot No. Information	Aug 2019
6550	Whse. Item Tracking Line	Oct 2018
7002	Sales Price	Oct 2018
7004	Sales Line Discount	Oct 2018
7012	Purchase Price	Oct 2018

Table #	Table Name	Dated Added
7014	Purchase Line Discount	Oct 2018
7135	Item Budget Dimension	Oct 2018
7310	Warehouse Journal Batch	Oct 2018
7311	Warehouse Journal Line	Oct 2018
7312	Warehouse Entry	Oct 2018
7313	Warehouse Register	Oct 2018
7318	Posted Whse. Receipt Header	Oct 2018
7319	Posted Whse. Receipt Line	Oct 2018
7320	Warehouse Shipment Header	Oct 2018
7321	Warehouse Shipment Line	Oct 2018
7322	Posted Whse. Shipment Header	Oct 2018
7323	Posted Whse. Shipment Line	Oct 2018
7324	Whse. Put-away Request	Oct 2018
7325	Whse. Pick Request	Oct 2018
7326	Whse. Worksheet Line	Oct 2018
7331	Whse. Internal Put-away Header	Oct 2018
7332	Whse. Internal Put-away Line	Oct 2018
7354	Bin	Oct 2018
7800	MS-Event Emitter Event Codes	Oct 2018
8400	Record Set Definition	Aug 2019
8401	Record Set Tree	Aug 2019
8450	Field Buffer	Oct 2018
8620	Config. Tmpl. Selection Rules	Oct 2018
9001	User Group Member	Aug 2019
9002	User Group Access Control	Aug 2019
9003	User Group Permission Set	Aug 2019
9004	Subscription Plan	Aug 2019
9005	User Plan	Aug 2019
9006	Plan Permission Set	Aug 2019
9007	User Group Plan	Aug 2019
9008	User Login	Aug 2019
9009	Permission Set Buffer	Oct 2018
9050	Warehouse Basic Cue	Oct 2018
9051	Warehouse WMS Cue	Oct 2018
9052	Service Cue	Oct 2018
9053	Sales Cue	Oct 2018
9054	Finance Cue	Oct 2018
9055	Purchase Cue	Oct 2018
9090	Autocomplete Address	Oct 2018
9091	Postcode Service Config	Aug 2019
9150	My Customer	Oct 2018
9151	My Vendor	Oct 2018
9152	My Item	Oct 2018
9153	My Account	Aug 2019
9176	Experience Tier Setup	Oct 2018
9177	Experience Tier Buffer	Oct 2018

Table #	Table Name	Dated Added
9178	Application Area Setup	Aug 2019
9179	Application Area Buffer	Aug 2019
9180	Generic Chart Setup	Oct 2018
9400	Media Respository	Aug 2019
9500	Email Item	Oct 2018
9501	Email Attachment	Oct 2018
9510	Email Parameter	Oct 2018
10800	Acc. Schedule Name (FR)	Aug 2019
10801	Acc. Schedule Line (FR)	Aug 2019
10825	Shipment Invoiced (FR)	Aug 2019
10860	Payment Class (FR)	Aug 2019
10861	Payment Status (FR)	Aug 2019
10862	Payment Step (FR)	Aug 2019
10863	Payment Step Ledger (FR)	Aug 2019
10864	Payment Post Buffer (FR)	Aug 2019
10865	Payment Header (FR)	Aug 2019
10866	Payment Line (FR)	Aug 2019
10867	Payment Header Archive (FR)	Aug 2019
10868	Payment Line Archive (FR)	Aug 2019
10869	Bank Account Buffer (FR)	Aug 2019
10870	Payment Address (FR)	Aug 2019
10871	Unreal. CV Ledg. Entry Buffer (FR)	Aug 2019
12170	Payment Lines (IT)	Oct 2018
13758	Str. Order Archive Details (IN)	Aug 2019
13792	Structure Header (IN)	Aug 2019
13793	Structure Details (IN)	Aug 2019
13795	Structure Order Details	Aug 2019
13799	Str Order Line Archive Details (IN)	Aug 2019
16300	Range 16300-16700 (IN)	Aug 2019
28002	Address Buffer (APAC)	Aug 2019
31130	Certificate CZ Code (CZ)	Aug 2019
31131	Certificate CZ (CZ)	Aug 2019
99000850	Planning Assignment	Oct 2018
99008535	TempBlob	Aug 2019
2000000067	User Default Style Sheet	Oct 2018
2000000068	Record Link	Oct 2018
2000000073	User Personalization	Oct 2018
2000000075	User Metadata	Oct 2018
2000000080	Page Data Personalization	Oct 2018
2000000111	Session Event	Oct 2018
2000000159	Data Sensitivity	Aug 2019
2000000175	Scheduled Task	Aug 2019
2000000185	Tenant Media Thumbnails	Aug 2019

## Appendix B: Business Central Essentials Functionality

Financial Management		
Basic General Ledger	Budgets	Fixed Assets
Account Schedules	Cash Flow Forecast	Multiple Currencies
Allocations	Check Writing	Payment Handling
Bank Account Management	Consolidation	Responsibility Centers
Bank Reconciliation	Deferrals	Unlimited Dimensions
Basic XBRL	Electronic Payment/Direct Debits <sup>1</sup>	
Advanced Financial Management		
Cost Accounting	Inter-company Postings	
Artificial Intelligence <sup>2</sup>		
Cash Flow Forecast	Inventory Forecast	Sales Forecast
Image Recognition	Late Payment Prediction	
Customer Relationship Management		
Business Inbox for Outlook	Contact Management	Opportunity Management
Campaign Management	Dynamics 365 Sales Integration <sup>3</sup>	Relationship Management
Campaign Pricing	Email Logging	Task Management
Contact Classification	Interaction / Document Management	
E-Services		
Document Exchange Service	Bank Feeds (US, CA, UK) <sup>1</sup>	Online Map
Document Management, Document Capture	Paypal	Tax. Reg. No. Validation Service (EU) <sup>1</sup>
Human Resources Management		
Basic Human Resources		
Project Management		
Basic Resources	Job Quotes	Project Management Jobs
Capacity Management	Multiple Costs	Time Sheet
Supply Chain Management		
Alternative Order Addresses	Item Charges	Sales Invoice Discounts
Alternative Ship-To Addresses	Item Cross References	Sales Invoicing
Alternative Vendors	Item Substitutions	Sales Line Discounting
Assembly Management	Item Tracking	Sales Line Pricing
Basic Inventory	Location Transfers	Sales Order Management
Basic Payables	Multiple Locations	Sales Return Order Management
Basic Receivables	Order Promising	Sales Tax/VAT <sup>4</sup>
Calendars	Purchase Invoicing	Shipping Agents
Cycle Counting	Purchase Line Discounting	Standard Cost Worksheet
Drop Shipments	Purchase Line Pricing	Stock keeping Units
Item Attributes	Purchase Order Management	Vendor Catalogue Items
Item Budgets	Purchase Return Order Management	
Item Categories	Requisition Management	
Warehouse Management and Inventory		
Automated Data Capture System	Internal Picks and Put Aways	Warehouse Management Systems
Bin Set-Up	Pick	Warehouse Receipt
		Warehouse Shipment
Other		
Analysis Reports	Job Queue	User Tasks
Change Log	Notifications (on-premises only)	Word reporting/Document reporting
Embedded Power BI	Reason Codes	Workflow
Extended Text	Unlimited Companies	
Intrastat <sup>1</sup>	User Management	
Configuration and Development		
Report Designer (100 reports)	Page Designer (100 pages)	Table Designer (10 tables)
XML Port Designer (100 ports)	Query Designer (100 queries)	Codeunits (10 codeunits)

<sup>1</sup>For feature availability in your region, consult <https://docs.microsoft.com/en-us/dynamics365/business-central/about-localization>

<sup>2</sup>Requires Intelligent Edge or Azure Machine Learning subscription

<sup>3</sup>Requires Dynamics 365 license

<sup>4</sup>Support for Sales Tax or VAT depending on country deployment



## Appendix C: Business Central Premium and Configuration Functionality

**Premium** includes Essentials capabilities and adds key functionality for service order management and manufacturing.

Service Order Management		
Service Order Management	Service Item Management	Planning and Dispatching
Service Price Management	Service Contract Management	
Manufacturing		
Production Orders	Basic Supply Planning	Finite Loading
Production Bill of Materials	Demand Forecasting	Sales and Inventory Forecasting
Version Management	Basic Capacity Planning	Agile Manufacturing
Machine Centers		

## Appendix D: Business Central Configuration Functionality

### Configuration Components (a la carte\*)

Configuration and Development		
Application Builder <sup>+</sup>	Pages (100 pages)	XML Port (100 XML Ports)
Solution Developer <sup>+</sup>	Reports (100 reports)	Queries (100 queries)
Table (10 tables)	Codeunits (100 codeunits)	

<sup>+</sup> Not available in Subscription

\*Additional configuration components are available for purchase as needed.

## Appendix E: Change Log

Page	Topic	Change	Action	Date
2	Users	Added	Note, you may not mix and match Essentials and Premium users. You must license Essentials or Premium users but not both. <i>Customers are allowed to move their users from Essentials to Premium as long as they move all users at one time. Contact the ROC for more information.</i>	January 2020
14	Functionality	Added	Clarified details and footnotes for the Essentials functionality and removed Microsoft Pay as an E-Service.	January 2020
16	Configuration Components	Clarified	Moved the a la carte components to Appendix D and clarified that the components are available for purchase.	January 2020
10-12	Team Members	New	Added new Team Members Users Included Tables dated Aug 2019.	August 2019
8	External Accountant/System Administor	Added	Included at no charge, one CAL for an External Accountant user and one CAL for a System Administrator user.	May 2019
8	External Accountant/System Administor	Removed	Only included in Subscription.	December 2018
12 & 13	Configuration & Development	Added	Added tables, pages, codeunits, XML ports, designer granules to Essentials and Premium functionality tables.	November 2018

2020 Microsoft Corporation. All rights reserved. This document is for informational purposes only. MICROSOFT MAKES NO WARRANTIES, EXPRESS OR IMPLIED, IN THIS DOCUMENT. This information is provided to help guide your authorized use of products you license; it is not your agreement. Your use of products licensed under your license agreement is governed by the terms and conditions of that agreement. In the case of any conflict between this information and your agreement, the terms and conditions of your agreement control. Prices for licenses acquired through Microsoft resellers are determined by the reseller.